



Dear Incoming 7th Grader,

We hope you have had a wonderful 6th grade year!

The “Summer Bridge to 7th Grade Math” Khan Academy assignment, due on August 4th, has been designed to help you get ready for our 7th grade math courses. It covers many of the math topics that you learned in class this year, which we will be building on next year. Although everything assigned is a review of 6th grade concepts, you will have the opportunity to get hints and watch tutorial videos just in case you need some reminders.

The Khan Academy class code is [5WGNEJXH](#), and the attached guide will help you get started. Please use your CCS student email so we know who you are. Students new to CCS may use an alternate email address and include your last name as part of your username.

We hope you have an amazing summer and look forward to seeing you in August!

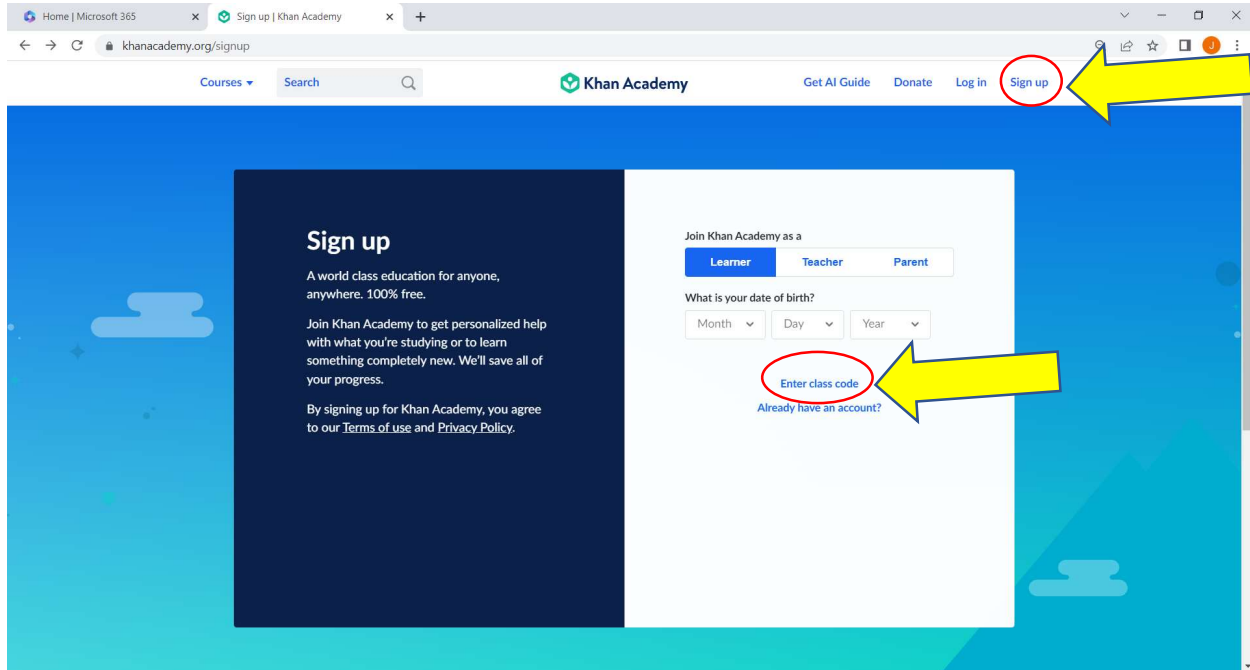
Blessings,

The CCS Middle School Math Team

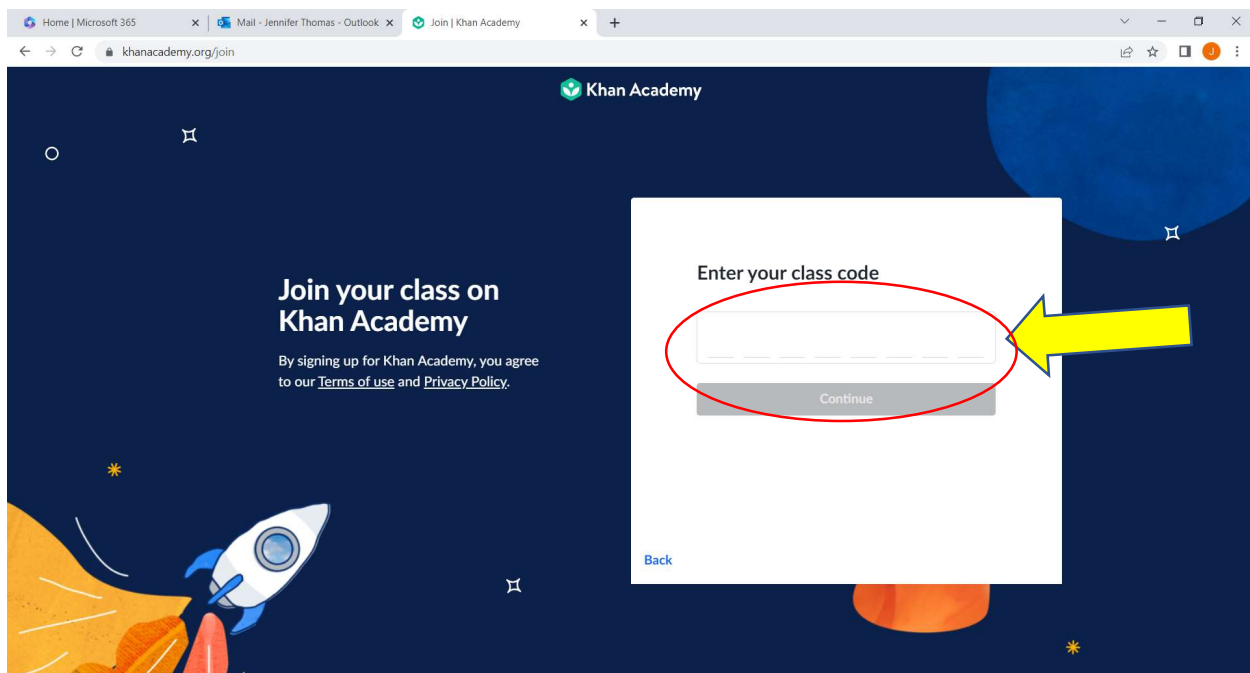
Summer Math Assignment – Student Guide

Students have been assigned a review of pre-requisite skills for their upcoming math course this fall. Both students with and without a current Khan Academy account should follow the steps below.

Go to khanacademy.org and click on the “Sign up” link in the upper right corner of the screen. You will be presented with the window below. When the “Sign up” box is displayed, click on “Enter class code.”

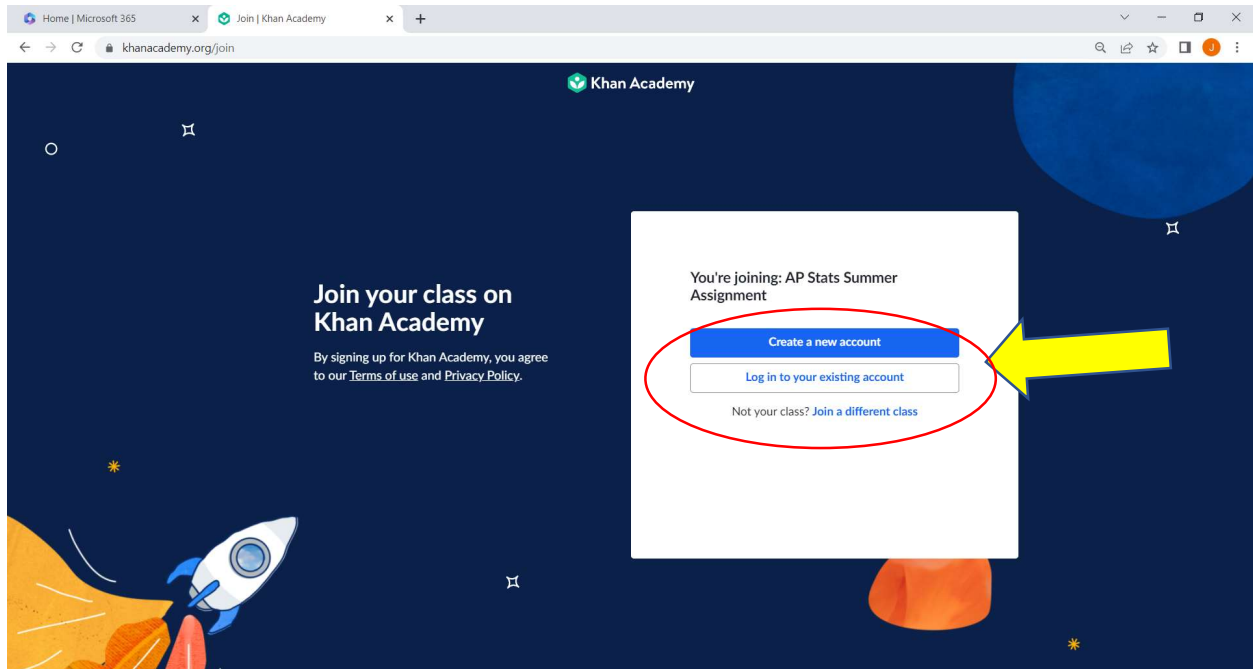


Enter the class code for your summer math assignment and click on the “Continue” button below the box. Use your CCS email address so we know who you are. Students new to CCS may use an alternate email address and include your last name as part of your username.



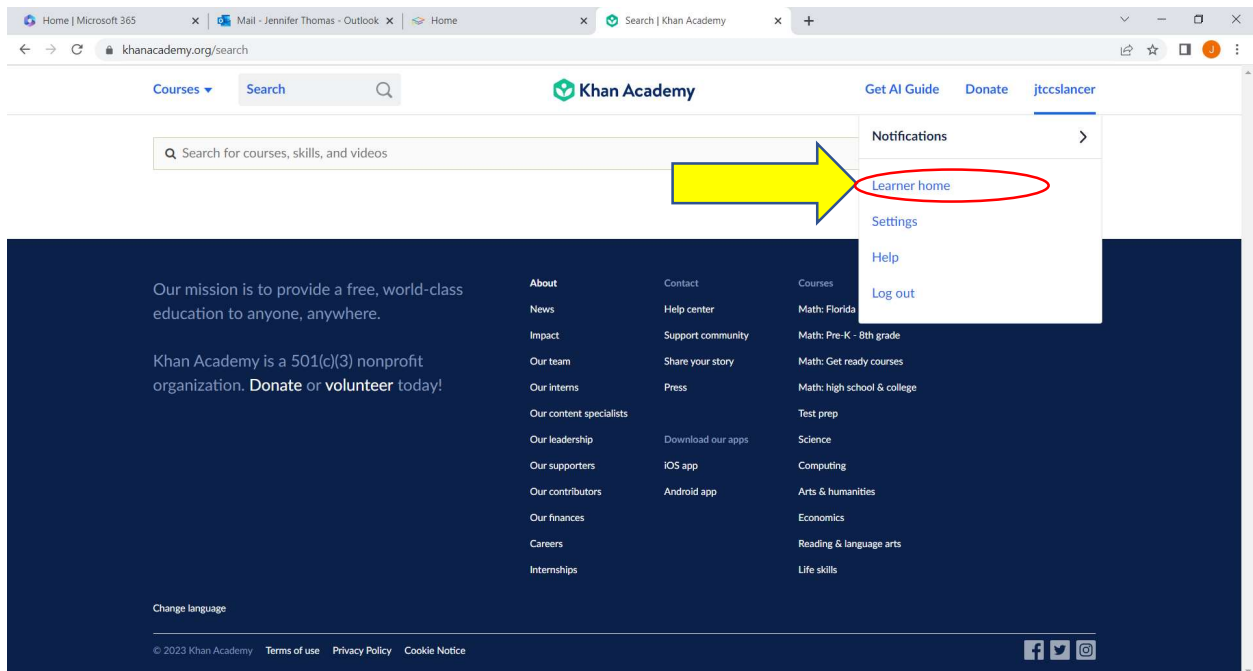
Summer Math Assignment – Student Guide

You will be prompted to create an account (for those who do not have one) or log in to your existing account (for those who have an established account). Students who are not 13 or older will need parent assistance to create an account. Remember, use your CCS email address so we know who you are. Students new to CCS may use an alternate email address and include your last name as part of your username.



After your account is established, you will access your summer skill assignments as shown below.

Once logged in to your Khan Academy account, click on your username in the upper right corner to access the dropdown menu. Select “Learner home.”



Summer Math Assignment – Student Guide

On the Learner Home screen displayed below, click on “Assignments” on the left sidebar to access your summer assignments by skill. Then click the “Start” button to the right side of the skill listed at the top.

The screenshot shows the Khan Academy Learner Home interface. On the left sidebar, the 'Assignments' link is circled in red, with a yellow arrow pointing to it. The main content area displays 'My assignments' for the 'AP STATS SUMMER ASSIGNMENT'. A table lists several assignments, each with a 'Start' button circled in red, and a yellow arrow pointing to one of the 'Start' buttons.

ASSIGNMENT	DUE DATE & TIME	STATUS
* Creating frequency tables	Aug 4th, 11:59 PM	Start
* Create bar graphs	Aug 4th, 11:59 PM	Start
* Solve problems with bar graphs	Aug 4th, 11:59 PM	Start
* Get ready for exploring categorical...	Aug 4th, 11:59 PM	Start
* Relate fractions, decimals, and per...	Aug 4th, 11:59 PM	Start
* Equivalent representations of perc...	Aug 4th, 11:59 PM	Start
* Finding percents	Aug 4th, 11:59 PM	Start
* Percent word problems	Aug 4th, 11:59 PM	Start

You will be presented with a practice screen like that below. Click “Let’s go” on the bottom right corner of the screen.

The screenshot shows the Khan Academy practice screen for 'Creating frequency tables'. The left sidebar displays the course path: 'Math > Get ready for AP® Statistics > Get ready for exploring categorical data > Frequency tables'. The main content area shows the title 'Creating frequency tables' and the text 'Ready to practice? Okay, show us what you can do! 4 questions'. At the bottom right, the 'Let's go' button is circled in red, with a yellow arrow pointing to it.

Summer Math Assignment – Student Guide

The practice exercise will be displayed as shown below. Once you have answered the question, the “Check” button in the lower right corner will be activated. Click on the button to check your answer. If your answer is incorrect, you will have the option to “try again, get help, or skip for now.” If you are unsure how to answer the question, click on the link “Review related articles/videos or use a hint” directly below the question.

The screenshot shows the Khan Academy interface for the 'Creating frequency tables' exercise. The left sidebar contains navigation links for 'My assignments', 'Get ready for AP® Statistics', and 'Lesson 1: Frequency tables'. The main content area displays the exercise title, a data table, and a table for creating a frequency table. A yellow arrow points to the 'Stuck? Review related articles/videos or use a hint.' link.

Number of hours of sleep	Number of employees
6	<input type="text"/>
7	<input type="text"/>
8	<input type="text"/>

Upon clicking the “Review related articles/videos or use a hint” link, you will have access to a tutorial video and a “Get a hint” button. Use these buttons as needed to help you review the skills required to answer the question.

The screenshot shows the Khan Academy interface for the 'Creating frequency tables' exercise. A red oval highlights the 'Related content' section, which includes a video thumbnail and a 'Get a hint' button. Yellow arrows point to the video and the hint button.

Related content

Frequency tables & dot plots

Still stuck?

[Get a hint](#)

If you use a hint, this problem won't count towards your progress.

Summer Math Assignment – Student Guide

Each skill assignment is considered complete when you have scored 75% or above (see score on the left sidebar as shown below.)

The screenshot displays the Khan Academy website. The top navigation bar includes links for Courses, Search, Khan Academy, Get AI Guide, Donate, and CCS Upper School Summer... An Assign button is located on the right. The left sidebar, titled 'My assignments', shows a list of assignments under the course 'Get ready for AP® Statistics'. The assignment 'Creating frequency tables' is highlighted with a red circle and a yellow arrow, indicating it is 'Proficient • 100%'. The main content area shows the 'Creating frequency tables' assignment page, which features a large blue banner with the text 'Awesome! You leveled up!' and '4/4 correct • 120 energy pts'. Below the banner are three cartoon characters. At the bottom, there are buttons for 'Try again', 'Up next: Lesson 2', and 'Next assignment'.

Mail - Jennifer Thomas - Outlook x Renweb Account x Attendance x Home x Creating frequency tables | Orga x +

khanacademy.org/math/get-ready-for-ap-statistics/xc9bacb4afa74e6e9/get-ready-for-exploring-categorical-data/xc9bacb4afa74e6e9/frequency-tables/e/creating-frequency-tables?classCod... Q ☆ □ J

Courses Search Khan Academy Get AI Guide Donate CCS Upper School Summer... Assign

My assignments

Get ready for AP® Statistics

COURSE: GET READY FOR AP® STA > UNIT 1

Lesson 1: Frequency tables

Frequency tables & dot plots

Due Aug 4, 11:59 PM

Creating frequency tables

Proficient • 100%

Math > Get ready for AP® Statistics > Get ready for exploring categorical data > Frequency tables

© 2023 Khan Academy

Terms of use Privacy Policy Cookie Notice

Creating frequency tables

Google Classroom

Awesome! You leveled up!

4/4 correct • 120 energy pts

Try again

Up next: Lesson 2

Next assignment